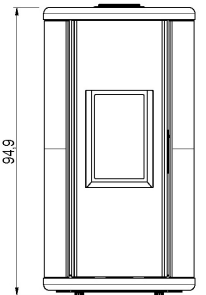
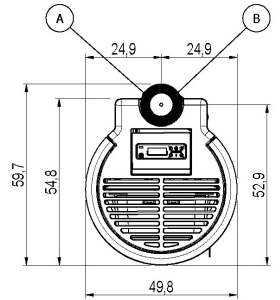




Nominal power	kW	7
Reduced power	kW	2,5
Introduced thermal power (max)	kW	7,7
Nominal water useful power	kW	-
Reduced water useful power	kW	-
Nominal efficiency	%	90
Reduced efficiency	%	91
Heating volume (min-max)	m <sup>3</sup>	55 - 168
Nominal CO at 13% O <sub>2</sub>	%	0,0034
Reduced CO at 13% O <sub>2</sub>	%	0,0190
Emissions CO (13% O <sub>2</sub> ) (min-max)	mg/Nm <sup>3</sup>	238 - 42
Emissions OGC (13% O <sub>2</sub> ) (min-max)	mg/Nm <sup>3</sup>	4,0 - 1,0
Emissions NOX (13% O <sub>2</sub> ) (min-max)	mg/Nm <sup>3</sup>	140 - 117
Dust content at 13% O <sub>2</sub> (min-max)	mg/Nm <sup>3</sup>	20 - 15
Boiler capacity (H <sub>2</sub> O)	l	-
Hopper capacity	kg	11
Combustible		Pellet ø6
Hourly consumption (min-max)	kg/h	0,6 - 1,7
Autonomy (min-max)	h	6,5 - 18
Ignition electrical absorption (max)	W	345
Operating electrical absorption (max)	W	49
Supply and frequency	V - Hz	230 - 50
Chimney flue depression	Pa	10
Exhaust diameter	mm	80
Combustion air inlet diameter	mm	60
Mass of smoke (min-max)	g/sec	2,6 - 4,6
Exhaust fumes temperature (max)	°C	176
Net weight	kg	76
Gross weight	kg	86
Exhaust fumes	see	A
Hole combustion air inlet	see	B
Ducting outlet	see	-
Ducting capability up to	m	-



Art. 15A B-VG 2015  
BImSchV 2016  
Regensburg  
München  
Stuttgart  
Aachen



### MATCH

7021054		White steel	EAN 8053859013709
7021055		Titanium steel	EAN 8053859013716
7021057		Anthracite steel	EAN 8053859013730

### PLUS



Sealed chamber



Integrated Wi - Fi



Back exhaust



Remote control optional



SHIELD



Cast iron burning pot



Connection to the room thermostat



Daily weekly programming



Concentric kit



Magic glass

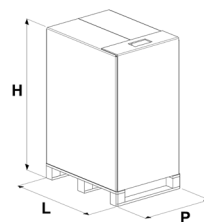


Bluetooth



Comfort mode

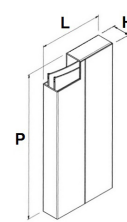
### STOVE PACKING



L (cm)	H (cm)	P (cm)
80	114,3	60

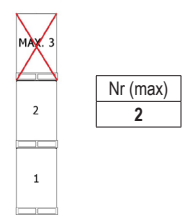
VOLUME (m <sup>3</sup> )	0,55
--------------------------	------

### LINING PACKING

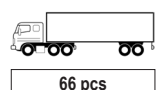


L (cm)	H (cm)	P (cm)

### STOCKING



### TRANSPORT



66 pcs